

VAKSONS AUTOMOBILES LIMITED

(Formerly known as "Vaksons Automobiles Private Limited")

CIN: L51502DL2003PLC119052

VAL/BSE/006/2018-2019

May 30, 2018

To
The Listing Department
Bombay Stock Exchange Limited,
Phiroze Jeejeebhoy Towers,
Dalal Street,
MUMBAI – 400 001.

Subject: Submission of Financial Results for the Year ended on March 31, 2018

Reference: Vaksons Automobiles Limited (Security Code: 539402)

Dear Sir/Ma'am,

Pursuant to regulation 30 & 33 of SEBI(Listing Obligation & Disclosure Requirements) Regulation 2015, We hereby submit that the Board of Director at their meeting held on May 30, 2018 commenced at 4:00 PM and concluded at 4:45 PM considered the following:

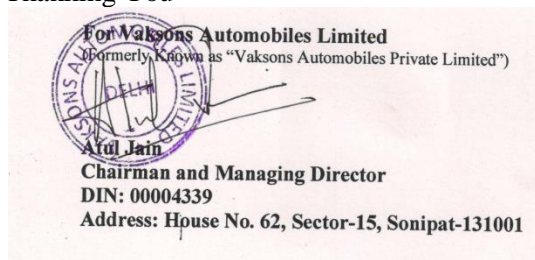
- 1) Approved Audited Standalone Financial Results for the half year and year ending on March 31, 2018.
- 2) Took on record Audit Report on Standalone Financial Results for the half year and year ending on March 31, 2018
- 3) Approved Audited Consolidated Financial Results for the ending on March 31, 2018
- 4) Took on record Audit Report on Consolidated Financial Results for the year ending on March 31, 2018

With reference to above, Please find enclosed herewith :

- 1) Audited Standalone Financial Results for the half year and year ending on March 31, 2018.
- 2) Audit Report on Standalone Financial Results for the half year and year ending on March 31, 2018
- 3) Audited Consolidated Financial Results for the year ending on March 31, 2018.
- 4) Audit Report on Consolidated Financial Results for the year ending on March 31, 2018.

Kindly take above submissions in your records.

Thanking You



Registered Office: 105, 01st Floor, Barodia Tower, D Block, Prashant Vihar, New Delhi-110085

Corp Off: A- Block, Shubham Garden Complex, Murthal Road, Sonipat-131001

Telefax: 0130-2218572

Email : Vakson.force@gmail.com, info@vaksonsautomobiles.in

Website: www.vaksonsautomobiles.in

Auditor's Report on Quarterly Financial Results and Year to Date Results of the Company
Pursuant to the Regulation 33 of the SEBI (Listing Obligations and Disclosure
Requirements) Regulations, 2015

To Board of Directors of
VAKSONS AUTOMOBILES LIMITED
(CIN: L51502DL2003PLC119052)

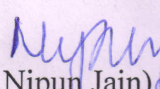
We have audited the half yearly STANDALONE financial results of **VAKSONS AUTOMOBILES LIMITED** for the half Year ended 31st March, 2018 and the year to date standalone results for the period 1st April, 2017 to 31st March, 2018, attached herewith, being submitted by the company pursuant to the requirement of Regulation 33 of the SEBI (Listing Obligations and Disclosure Requirements) Regulations, 2015. These half yearly standalone financial results as well as the year to date standalone financial results have been prepared on the basis of the interim financial statements, which are the responsibility of the company's management. Our responsibility is to express an opinion on these financial results based on our audit of such interim financial statements, which have been prepared in accordance with the recognition and measurement principles laid down in Accounting Standard for Interim Financial Reporting (AS 25 / Ind AS 34), prescribed, under Section 133 of the Companies Act, 2013 read with relevant rules issued there under; or by the Institute of Chartered Accountants of India, as applicable and other accounting principles generally accepted in India.



We conducted our audit in accordance with the auditing standards generally accepted in India. Those standards require that we plan and perform the audit to obtain reasonable assurance about whether the financial results are free of material misstatement(s). An audit includes examining, on a test basis, evidence supporting the amounts disclosed as financial results. An audit also includes assessing the accounting principles used and significant estimates made by management. We believe that our audit provides a reasonable basis for our opinion.

In our opinion and to the best of our information and according to the explanations given to us these quarterly financial results as well as the year to date results:

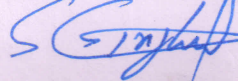
- (i) are presented in accordance with the requirements of Regulation 33 of the SEBI (Listing Obligations and Disclosure Requirements) Regulations, 2015 in this regard; and
- (ii) give a true and fair view of the net profit/ loss and other financial information for the half year ended 31st March, 2018(date of the quarter end) as well as the year to date results for the period from 1st April, 2017 to 31st March, 2018.

For DNJ & CO.
Chartered Accountants
Firm Registration Number 009150N


(CA Nipun Jain)
Partner
Membership No. 087820
Place : Panipat
Date : 30th May, 2018



For G A M S & Associates
Chartered Accountants
FRN No. 005104N


(CA S.C. Singhal)
Partner
Membership No. 088157

M/S VAKSONS AUTOMOBILES LIMITED
(formerly known as VAKSONS AUTOMOBILES PVT LTD)

CIN NO: L51502DL2003PLC119052

Registered Office: 105, 1st Floor, Barodia Tower, Plot No 12, D Block, Central Market, Prashant Vihar, New Delhi 110085
Web Site: www.vaksonsautomobiles.in Email ID: cs@vaksonsautomobiles.in

STATEMENT OF STANDALONE AUDITED RESULTS FOR THE YEAR ENDED 31ST MARCH, 2018

S.No	Particulars	HALF YEAR ENDED				YEAR ENDED	
		31.03.2018	30.09.2017	31.03.2017	30.09.2016	31.03.2018	31.03.2017
		(Audited)	(Un Audited)	(Audited)	(Un Audited)	(Audited)	(Audited)
1	Income from Operations						
	(a) Net Sales/Income from Operations	839.67	628.79	755.40	709.93	1,468.46	1,465.33
	(b) Other Income	2.80	4.90	4.99	1.89	7.70	6.88
	Total Income from Operations (net)	842.47	633.69	760.39	711.82	1,476.16	1,472.21
2	Expenses						
	(a) Purchase of stock-in-trade	868.84	606.25	797.32	559.82	1,475.09	1,357.14
	(b) Direct Expense	1.39	5.22	4.66	3.09	6.61	7.75
	(c) Changes in inventories of stock-in-trade	(111.55)	(47.92)	(133.22)	73.95	(159.47)	(59.27)
	(d) Employee benefits expense	12.16	12.01	14.56	13.10	24.17	27.66
	(e) Finance Cost	38.26	30.26	43.44	22.42	68.52	65.86
	(f) Depreciation and amortisation expense	5.39	11.03	7.13	15.00	16.42	22.13
	(g) Other expenses	21.29	15.67	19.57	19.54	36.96	39.11
	Total Expenses	835.78	632.52	753.46	706.92	1,468.30	1,460.38
3	Profit / (Loss) Before exceptional & Extraordinary	6.69	1.17	6.93	4.90	7.86	11.83
4	Exceptional Items	-	-	-	-	-	-
5	Profit / (Loss) from ordinary activities before	6.69	1.17	6.93	4.90	7.86	11.83
6	Exceptional Items	-	-	-	-	-	-
7	Profit / (Loss) from ordinary activities before tax (7)	6.69	1.17	6.93	4.90	7.86	11.83
8	Tax Expenses-Current Tax	2.72	0.36	3.55	1.51	3.08	5.06
	-Deferred Tax	0.32	-	11.13	-	0.32	11.13
9	Net Profit / (Loss) from ordinary activities after tax	3.65	0.81	(7.75)	3.39	4.46	(4.36)
10	Profit / (loss) From Discounting Operation Before Tax	-	-	-	-	-	-
11	Tax expenses of Discounting Operation	-	-	-	-	-	-
12	Net Profit / (Loss) From Discounting Operation After Tax	-	-	-	-	-	-
13	Net Profit / (Loss) for the period (11 ± 12)	3.65	0.81	(7.75)	3.39	4.46	(4.36)
14	Share of Profit / Loss Associates	-	-	-	-	-	-
15	Profit/Loss Of Minority Interest	-	-	-	-	-	-
16	Net Profit / (Loss) after taxes, minority interest and share of profit / (loss) of associates (13 ± 14 ± 15)	3.65	0.81	(7.75)	3.39	4.46	(4.36)
17	Paid-up equity share capital	657.53	657.53	657.53	657.53	657.53	657.53
18	Reserve excluding Revaluation Reserves as per balance sheet of previous accounting year	631.49	631.49	635.86	635.86	631.49	635.86
19	Earnings per Share (EPS)						
	a) Basic earning per share from continuing And Discontinuing Operation	0.06	0.01	(0.12)	0.05	0.07	(0.07)
	a) Diluted earning per share from continuing And Discontinuing Operation	0.06	0.01	(0.12)	0.05	0.07	(0.07)

Notes:

- The above financial results of the company were reviewed by the Audit Committee and approved by the Board of Director of the company at their meeting held on May 30, 2018
- The Audit Report (with unmodified opinion) is provided separately.
- The Statement of Assets and Liabilities is provided separately.
- The figures for half year ended March 31, 2018 as reported in these financial results are balancing figures between audited figures in respect of full financial year and the year to date figures up to the half year of relevant financial year.

For VAKSONS AUTOMOBILES LTD.

Atul Jain
Managing Director

Auth. Signatory/Director

Auditor's Report on Quarterly Financial Results and Year to Date Results of the Company
Pursuant to the Regulation 33 of the SEBI (Listing Obligations and Disclosure
Requirements) Regulations, 2015

To Board of Directors of
VAKSONS AUTOMOBILES LIMITED
(CIN: L51502DL2003PLC119052)


We have audited the half yearly consolidated financial results of **Vaksons Automobiles Limited** for the half Year ended 31st March, 2018 and the year to date consolidated results for the period 1st April, 2017 to 31st March, 2018, attached herewith, being submitted by the company pursuant to the requirement of Regulation 33 of the SEBI (Listing Obligations and Disclosure Requirements) Regulations, 2015. These half yearly standalone financial results as well as the year to date consolidated financial results have been prepared on the basis of the interim financial statements, which are the responsibility of the company's management. Our responsibility is to express an opinion on these financial results based on our audit of such interim financial statements, which have been prepared in accordance with the recognition and measurement principles laid down in Accounting Standard for Interim Financial Reporting (AS 25 / Ind AS 34), prescribed, under Section 133 of the Companies Act, 2013 read with relevant rules issued there under; or by the Institute of Chartered Accountants of India, as applicable and other accounting principles generally accepted in India.



We conducted our audit in accordance with the auditing standards generally accepted in India. Those standards require that we plan and perform the audit to obtain reasonable assurance about whether the financial results are free of material misstatement(s). An audit includes examining, on a test basis, evidence supporting the amounts disclosed as financial results. An audit also includes assessing the accounting principles used and significant estimates made by management. We believe that our audit provides a reasonable basis for our opinion.

In our opinion and to the best of our information and according to the explanations given to us these quarterly financial results as well as the year to date results:

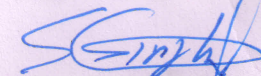
- (i) are presented in accordance with the requirements of Regulation 33 of the SEBI (Listing Obligations and Disclosure Requirements) Regulations, 2015 in this regard; and
- (ii) give a true and fair view of the net profit/ loss and other financial information for the half year ended 31st March, 2018 (date of the quarter end) as well as the year to date results for the period from 1st April, 2017 to 31st March, 2018.

For DNJ & CO.
Chartered Accountants
Firm Registration Number 009150N


(CA Nipun Jain)
Partner
Membership No. 087820
Place : Panipat
Date : 30th May, 2018



For G A M S & Associates
Chartered Accountants
FRN No. 005104N


(CA S.C. Singhal)
Partner
Membership No. 088157

M/S VAKSONS AUTOMOBILES LIMITED

(formerly known as VAKSONS AUTOMOBILES PVT LTD)

CIN NO: L51502DL2003PLC119052

Registered Office: 105, 1st Floor, Barodia Tower, Plot No 12, D Block, Central Market, Prashant Vihar, New Delhi 110085

Web Site: www.vaksonsautomobiles.in Email ID: cs@vaksonsautomobiles.in

STATEMENT OF CONSOLIDATED ASSETS AND LIABILITIES AS ON 31ST MARCH, 2018

Particulars	As at	
	31st March, 2018	31st March, 2017
	Audited	Audited
A EQUITY AND LIABILITIES		
1 Shareholders' funds		
(a) Share capital	657.53	657.53
(b) Reserves and surplus	647.11	641.23
Sub-total - Shareholders' funds	1,304.64	1,298.76
2. Non-current liabilities		
(a) Long-term borrowings	240.38	217.18
(b) Deferred Tax Liabilities	8.89	8.34
Sub-total - Non-current liabilities	249.27	225.52
3. Current liabilities		
(a) Short-term borrowings	728.58	629.41
(b) Trade payables	748.99	577.60
(c) Other current liabilities	76.31	85.12
(d) Short-term provisions	4.63	7.83
Sub-total - Current liabilities	1,558.51	1,299.96
Total - Equity And Liabilities	3,112.42	2,824.24
B ASSETS		
1. Non-current assets		
(a) Fixed assets	621.17	593.84
(b) Non-current investments	107.25	164.79
(c) Deferred tax assets (net)	-	-
(d) Long-term loans and advances	104.89	136.78
Sub-total - Non-current assets	833.31	895.41
2 Current assets		
(a) Inventories	1,144.48	1,105.91
(b) Trade receivables	1,094.57	812.65
(c) Cash and cash equivalents	36.28	10.27
(d) Other current assets	3.78	-
Sub-total - Current assets	2,279.11	1,928.83
Total -Assets	3,112.42	2,824.24

Notes:

- The above financial results of the company were reviewed by the Audit Committee and approved by the Board of Director of the company at their meeting held on May 30, 2018
- Previous Year Figures have been regrouped and re- arranged wherever necessary

FOR VAKSONS AUTOMOBILES LTD.
For VAKSONS AUTOMOBILES LTD.

Atul Jain

Managing Director Signatory/Director

M/S VAKSONS AUTOMOBILES LIMITED

(formerly known as VAKSONS AUTOMOBILES PVT LTD)

CIN NO: L51502DL2003PLC119052

Registered Office: 105, 1st Floor, Barodia Tower, Plot No 12, D Block, Central Market, Prashant Vihar, New Delhi 110085

Web Site: www.vaksonsautomobiles.in

Email ID: cs@vaksonsautomobiles.in

STATEMENT OF CONSOLIDATED AUDITED RESULTS FOR THE YEAR ENDED 31ST MARCH, 2018

S.No	Particulars	(Rs in Lacs)	
		YEAR ENDED	
		31.03.2018 (Audited)	31.03.2017 (Audited)
1	Income from Operations		
	(a) Net Sales/Income from Operations (Net of excise duty)	3,240.21	4,398.59
	(b) Other Income	11.79	14.77
	Total income from Operations (net)	3,252.00	4,413.36
2	Expenses		
	(a) Purchase of stock-in-trade	3,053.53	4,216.52
	(b) Direct Expense	6.67	37.93
	(c) Changes in inventories of stock-in-trade	(38.57)	(106.79)
	(d) Employee benefits expense	28.86	39.10
	(e) Finance Cost	125.22	118.92
	(e) Depreciation and amortisation expense	20.83	22.86
	(f) Other expenses	44.40	64.74
	Total Expenses	3,240.94	4,393.28
3	Profit / (Loss) Before exceptional & Extraordinary Items & Tax	11.06	20.08
4	Exceptional Items	-	-
5	Profit / (Loss) from ordinary before Tax	11.06	20.08
6	Tax Expenses-Current Tax	4.63	7.60
	-Deferred Tax	0.55	11.22
7	Net Profit / (Loss) from ordinary activities after tax	5.88	1.26
8	Profit / (loss) From Discounting Operation Before Tax	-	-
9	Tax eXpenses of Discounting Operation	-	-
10	Net Profit / (Loss) From Discounting Operation After Tax	-	-
11	Profit / (Loss) For Period Before Minority Interest	5.88	1.26
12	Share of Profit /Loss Associates	-	-
13	Profit/Loss Of Minority Interest	-	-
14	Net Profit / (Loss) for the Period	5.88	1.26
15	Detail of equity share capital		
	Paid up equity share capital	657.53	657.53
	Face Value of equity Share capital (per Share)	10.00	10.00
16	Reserve excluding Revaluation Reserves as per balance sheet of previous accounting year	641.22	635.86
17	Earnings per Share (EPS)		
	a) Basic earing per share from continuing And Discounting Operation	0.09	0.02
	a) Diluted earing per share from continuing And Discounting Operation	0.09	0.02

Notes:

1. The above financial results of the company were reviewed by the Audit Committee and approved by the Board of Director of the company at their meeting held on May 30, 2018
2. The Audit Report (with unmodified opinion) is provided seperately.
3. The Statement of Assets and Liabilities is Provided seperately
4. The figures for half year ended March 31, 2018 as reported in these financial results are balanceing figures between audited figures in respect of full financial year and the year to date figures up to the half year of relevant financial year.

FOR VAKSONS AUTOMOBILES LTD
For VAKSONS AUTOMOBILES LTD.

Atul Jain
Managing Director

Auth. Signatory/Director

M/S VAKSONS AUTOMOBILES LIMITED

(formerly known as VAKSONS AUTOMOBILES PVT LTD)

CIN NO: L51502DL2003PLC119052

Registered Office: 105, 1st Floor, Barodia Tower, Plot No 12, D Block, Central Market, Prashant Vihar, New Delhi 110085

Web Site: www.vaksonsautomobiles.in Email ID: cs@vaksonsautomobiles.in

STATEMENT OF STANDALONE ASSETS AND LIABILITIES AS ON 31ST MARCH, 2018

Particulars	As at			
	31st March, 2018	30th September, 2017	31st March, 2017	30th September, 2016
A EQUITY AND LIABILITIES				
1 Shareholders' funds				
(a) Share capital	657.53	657.53	657.53	657.53
(b) Reserves and surplus	635.26	632.3	631.49	639.25
Sub-total - Shareholders' funds	1,292.79	1,289.83	1,289.02	1,296.78
2. Non-current liabilities				
(a) Long-term borrowings	178.00	188.86	197.18	93.99
(b) Deferred Tax liability	8.84	8.52	8.52	-
Sub-total - Non-current liabilities	186.84	197.38	205.69	93.99
3. Current liabilities				
(a) Short-term borrowings	338.88	265.66	272.20	271.43
(b) Trade payables	453.91	377.98	363.61	440.31
(c) Other current liabilities	62.19	50.62	63.62	18.40
(d) Short-term provisions	2.77	0.36	5.06	6.87
Sub-total - Current liabilities	857.76	694.52	704.49	6.87
TOTAL - EQUITY AND LIABILITIES	2,337.39	2,181.73	2,199.21	2,127.78
B ASSETS				
1. Non-current assets				
(a) Fixed assets	578.44	578.90	589.93	595.28
(b) Non-current investments	287.63	284.35	281.34	281.45
(c) Deferred Tax Assets				2.62
(d) Long-term loans and advances	189.08	181.46	198.64	189.39
Sub-total - Non-current assets	1,055.15	1,044.71	1,069.91	1,068.74
2 Current assets				
(a) Inventories	836.55	724.49	677.08	543.35
(b) Trade receivables	409.58	399.88	443.05	421.99
(c) Cash and cash equivalents	32.32	12.65	9.17	90.05
(d) Other current assets	3.79	0	-	3.65
Sub-total - Current assets	1,282.23	1,137.02	1,129.30	1,059.04
Total - Assets	2,337.39	2,181.73	2,199.21	2,127.78

Notes:

- The above financial results of the company were reviewed by the Audit Committee and approved by the Board of Director of the company at their meeting held on May 30, 2018
- Previous Year Figures have been regrouped and re-arranged wherever necessary

For VAKSONS AUTOMOBILES LTD

Atul Jain
Managing Director

Atul Jain
Statutory/Director